

## Producing a Degree Progress Report

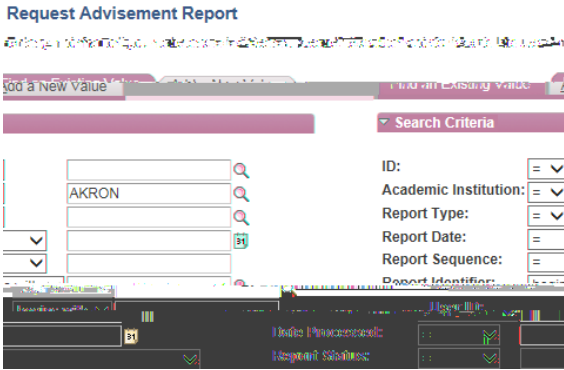
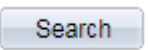
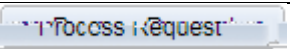
The Degree Progress Report (DPR) is a guide to assist students in reviewing their academic progress towards degree completion and is used in the final degree clearance process.

Use one of the following procedures to produce a Degree Progress Report.

### Part A – Using PeopleSoft Proper

Path: Academic Advisement > Student Advisement > Request Advisement Report



What you do	What happens/Notes
1. Enter the path as shown above.	The Request Advisement Report – Find an Existing Value page is displayed.  
2. Enter the student's ID and then click  .	The Report Request page is displayed.
3. Click on the  button.	The Degree Progress Report is displayed.



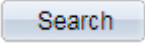
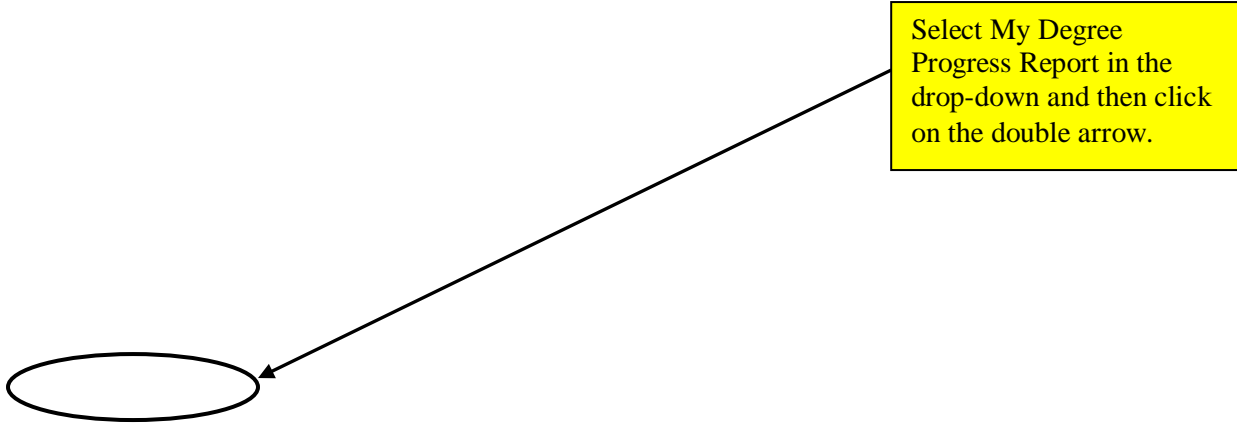
## **Part B – Using the Student Center**

There are multiple navigations that can be used to access the Student Center. The paths listed here are the most common, however, you can use whatever path you are most comfortable with utilizing.

Path: Self Service > Advisor Center > Advisee Student Center

Path: Self Service > Advisor Center > My Advisees

Path: Campus Community > Student Services Center

What you do	What happens/Notes
1. Use one of the paths as shown above.	
2. Depending on your navigation, enter the student's ID and then click  .	The student's Student Center page is displayed.
3. Under Academics, click on the drop-down, select Degree Progress Report, and then click on the double arrow.	The Degree Progress Report is displayed.
 <div data-bbox="1076 1018 1421 1186" style="background-color: yellow; border: 1px solid black; padding: 5px;">                 Select My Degree Progress Report in the drop-down and then click on the double arrow.             </div>	
4. <b>NOTE:</b> In the rare instance that a student's DPR has never been produced, the page returned will display "the Academic Requirements page is not available."	In this case, produce the DPR via PeopleSoft Proper by following Step #4.





- Units: 32.00 required, 0.00 taken, 32.00 needed
- GPA: 2.000 required, 0.000 actual

**Core Requirement - Economics (RQ1552 L1)**

**Not Satisfied:** Complete 3250:200 & 3250:201 OR 3250:244

- Courses: 2 required, 0 taken, 2 needed

Units	When	Grade	Status	Course	Description
3.00	All Semesters			3250 200	<a href="#">Principles of Microeconomics</a>
3.00	All Semesters			3250 201	<a href="#">Principles of Macroeconomics</a>

View All | [L1](#) First 1-2 of 2 Last

Requirements (RQ) and Requirement Lines (L) state what is needed to satisfy the requirement or line.

**Q1552 L2)**
**Core Requirement - Economics (RQ1552 L2)**

**Not Satisfied:** Complete 3250:244

- Courses: 1 required, 0 taken, 1 needed

The following courses may be used to satisfy this requirement:

Units	When	Grade	Status	Course	Description
3.00	All Semesters			3250 244	<a href="#">Introduction Economic Analysis</a>

View All | [L2](#) First 1 of 1 Last

Column headings can be used to sort the course list based on which column heading was clicked.

**1552 L3)**
**Core Requirement - Economics (RQ1552 L3)**

**Not Satisfied:** Complete the following:

- Courses: 4 required, 0 taken, 4 needed

The following courses may be used to satisfy this requirement:

Units	When	Grade	Status	Course	Description
3.00	Fall Semester Only			3250 226	<a href="#">Computer Skills for Econ Anlyz</a>
3.00	Spring Semester Only			3250 400	<a href="#">Intermediate Macroeconomics</a>
3.00	Varies-Inquire with Department			3250 410	<a href="#">Intermediate Microeconomics</a>
3.00	Spring Semester Only			3250 426	<a href="#">Applied Econometrics</a>

View All | [L3](#) First 4 of 4 Last



